

---

# **Hemisphere**

**LAW ENFORCEMENT SENSITIVE**

---



---

**HIGH INTENSITY DRUG TRAFFICKING AREA**  
**Funded by the Office of National Drug Control Policy**

---

(b)(7)(E),(b)(7)(F)

(b)(7)(E),(b)(7)(F)

(b)(7)(E), (b)(7)(F)

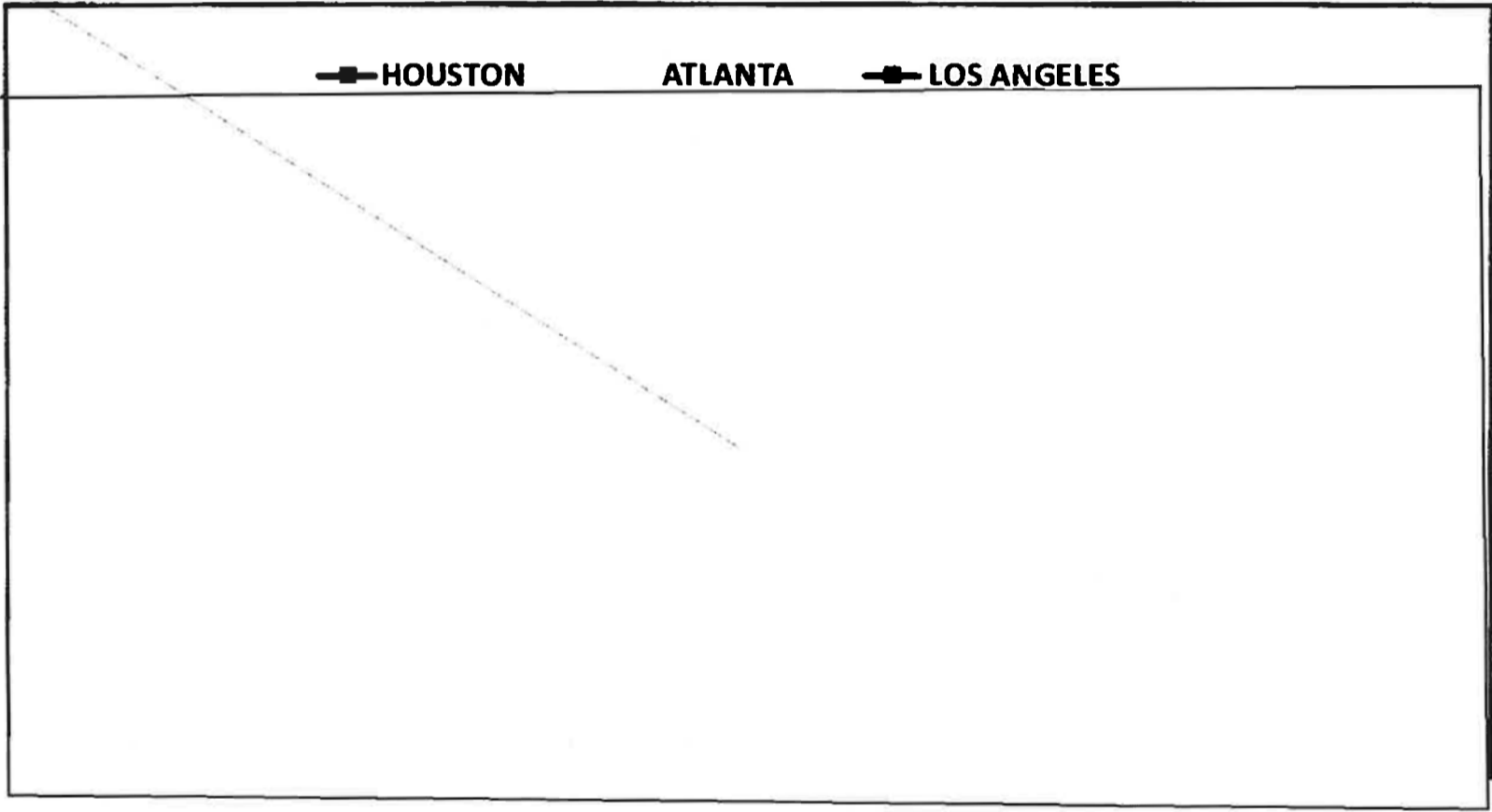
(b)(7)(E), (b)(7)(F)

# Hemisphere Monthly Requests

(b)(7)(E)

—■— HOUSTON      ATLANTA      —■— LOS ANGELES

Page 86




# Hemisphere Monthly Requests

(b)(7)(E)


■ Houston   □ Atlanta   ■ L.A.

# **Requests per HIDTA Houston Area of Responsibility - November**




# **Requests per HIDTA**

## **Atlanta Area of Responsibility - November**




# Requests per HIDTA

## Los Angeles Area of Responsibility - November



# Request by Agency November




# Hemisphere Request Types

## November

(b)(7)(E)

Page 92



# Hemisphere Request Types

## November

# Request by Type

## November

■ HOUSTON   | ATLANTA   ■ LOS ANGELES

---

## Hemisphere STATS and DATA

---

■ Hemisphere STATS and DATA Compiled by:

Atlanta HIDTA POC:

(b)(6), (b)(7)(C),  
(b)(7)(F)

