


Hemisphere Monthly Requests

HOUSTON ATLANTA LOS ANGELES


(b)(7)(E)

Page 63



Hemisphere Monthly Requests

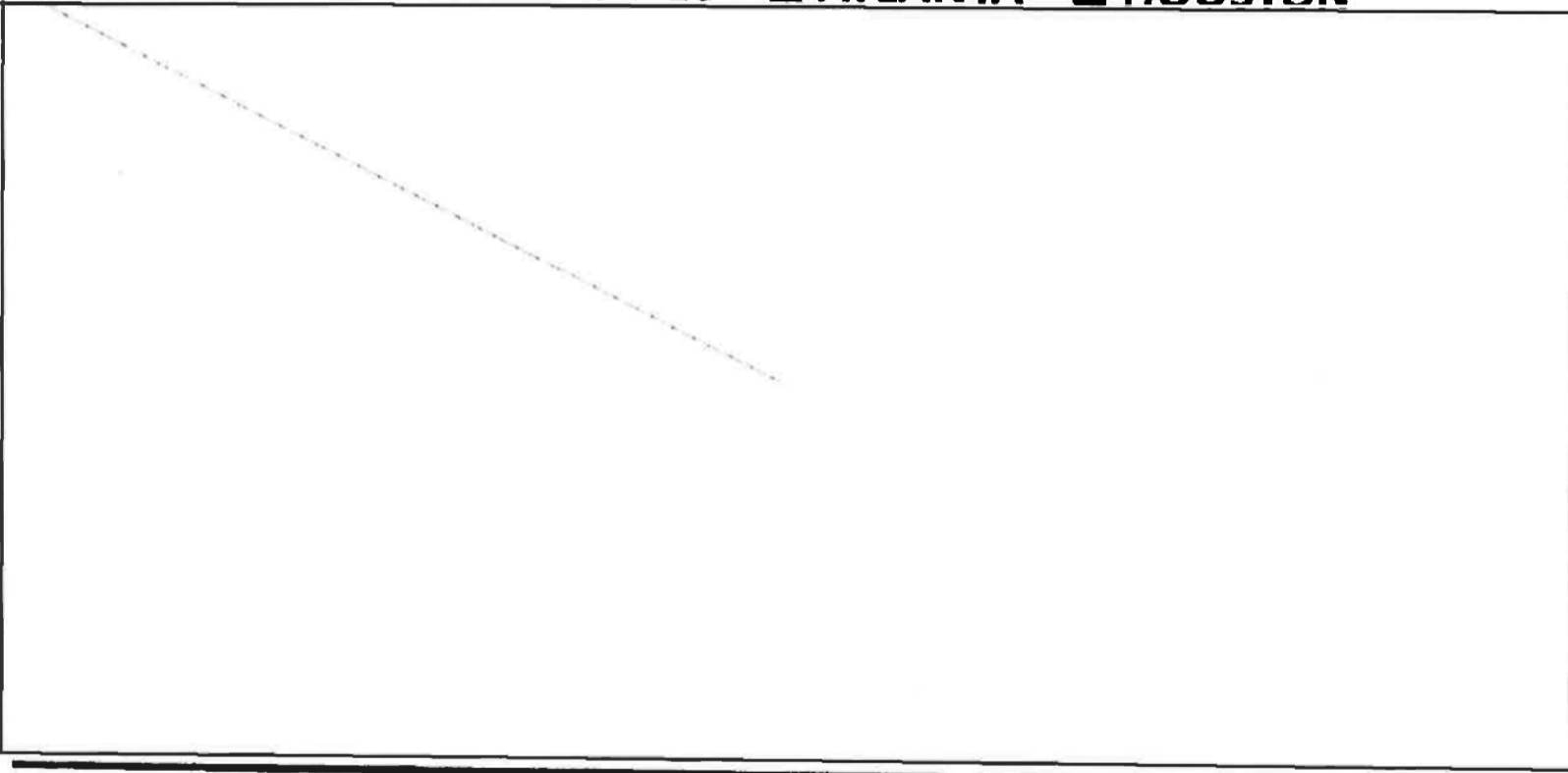
■ Houston ■ Atlanta ■ L.A.



(b)(7)(E)

Requests per Field Division

■ LOS ANGELES ■ ATLANTA ■ HOUSTON




(b)(7)(E)

(b)(7)(E),(b)(7)(F)


Requests per HIDTA

Houston Area of Responsibility - April



(b)(7)(E),(b)(7)(F)


**Requests per HIDTA
Atlanta Area of Responsibility - April**



(b)(7)(E),(b)(7)(F)


Requests per HIDTA

Los Angeles Area of Responsibility - April



(b)(7)(E)


Request by Agency April



Hemisphere Request Types

April

(b)(7)(E)



(b)(7)(D), (b)(7)(E)

Hemisphere Request Types

April

(b)(7)(D),(b)(7)(E)

Request by Type April

■ HOUSTON ▾ ATLANTA ■ LOS ANGELES

(b)(6), (b)(7)(C), (b)(7)(E)